


YEARS OF RACING AND RIPPING

YETI
QUIVERBOOK



As we roll into another product year, we recognize the world is a different place than a year ago -- we are encouraged that mountain biking continues to be a positive force in the world. People have rediscovered riding bikes with their families and getting out on the trails to socially distance in the woods. Bikes have literally changed people's lives.

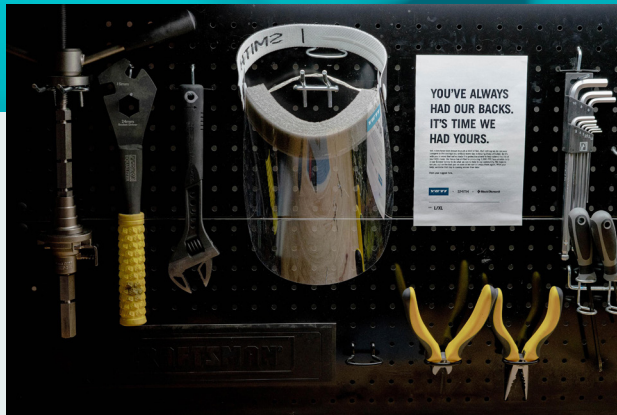
When the pandemic hit, we had excess production capacity, so we turned our efforts to helping healthcare workers by producing and donating 20,000 shields to keep frontline workers safe. It was a positive boost for our staff to be part of giving back when our community needed us.

As the country wrestled with social justice and race issues, we were confronted with the reality that our use of the term "Tribe" was offensive to indigenous people. We talked to indigenous people, listened, and ultimately walked away from the term. Our community remains strong and vibrant, but the name will change. We embraced change and are a better company for it.

We don't know what the next year will bring, but we know it's not standing still. We will continue to innovate, evolve, and ride as much as we can. We hope you will do the same.

Happy trails,

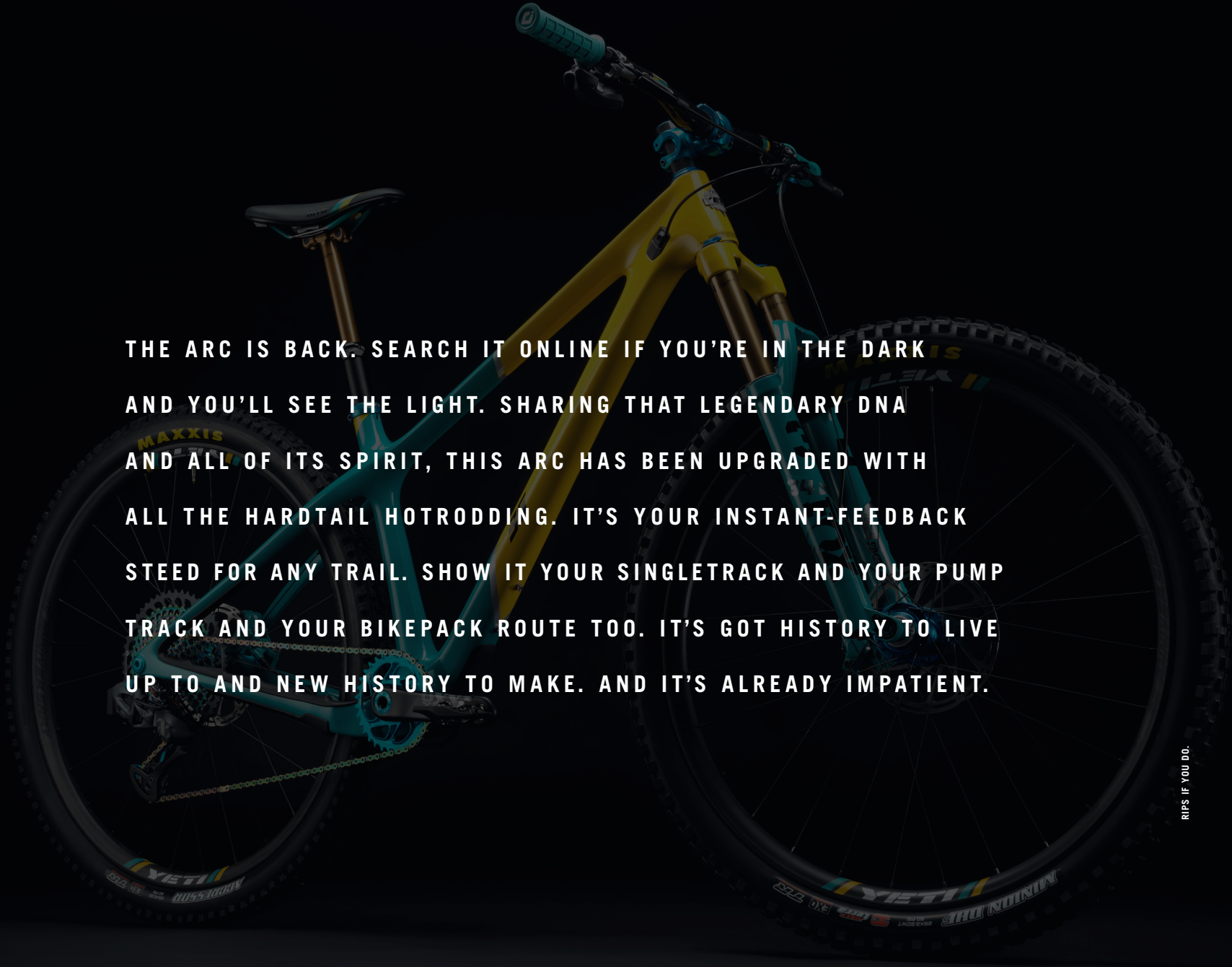
CHRIS & HOOG



THESE ARE THE BIKES THAT HAPPEN WHEN RACE TAPE BOUNDARIES ARE RIPPED DOWN AND SET ON FIRE. WHEN SPEED IS JUDGED BY FEELING. WHEN THE ONLY RULES OF COMPETITION ARE WRITTEN BY YOUR WHACK-JOB FRIENDS. THESE ARE THE BIKES THAT HAPPEN WHEN THE FULL SPECTRUM OF MOUNTAIN BIKING IS PRESENT AND ACCOUNTED FOR. WHERE ABILITY MEETS BOTTOMLESS CAPABILITY AND RIDERS ARE WELL-VERSED IN THE CURRENCY OF EXPRESSION SESSIONS AND LIFE LESSONS. AND IF YOU THINK YOU CAN STILL RACE 'EM IF YOU WANT, GUESS WHAT? YOU'RE DAMN RIGHT YOU CAN.



ARC



THE ARC IS BACK. SEARCH IT ONLINE IF YOU'RE IN THE DARK
AND YOU'LL SEE THE LIGHT. SHARING THAT LEGENDARY DNA
AND ALL OF ITS SPIRIT, THIS ARC HAS BEEN UPGRADED WITH
ALL THE HARDTAIL HOTRODDING. IT'S YOUR INSTANT-FEEDBACK
STEED FOR ANY TRAIL. SHOW IT YOUR SINGLETRACK AND YOUR PUMP
TRACK AND YOUR BIKEPACK ROUTE TOO. IT'S GOT HISTORY TO LIVE
UP TO AND NEW HISTORY TO MAKE. AND IT'S ALREADY IMPATIENT.

RIPS IF YOU DO.

1985

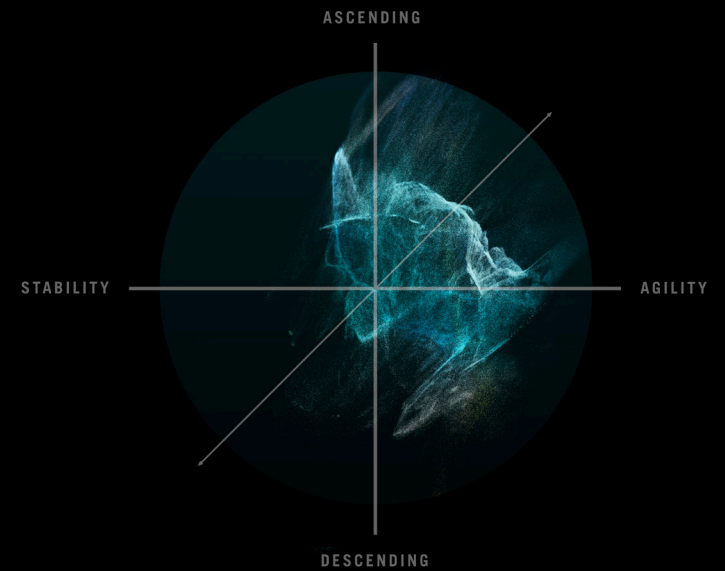


2020



FOR ME, A HARDTAIL OFFERS THE PUREST MOUNTAIN BIKE EXPERIENCE.

JOEY SCHUSLER



FEEL

Efficient, capable, fun.



DÉJÀ
VROOM.



130MM

FORK TRAVEL

29"

WHEEL SIZE

67°

HEAD TUBE ANGLE

TURQ

TURQ Series carbon fiber frame, press-fit BB92, fully enclosed internal cable routing, 148mm x 12mm BOOST dropouts, integrated derailleur hanger, and axle.

	T1	T2	T3	ANNI
MSRP	\$5,100 (FRAME ONLY: \$1,900)	\$5,700 (FRAME ONLY: \$1,900)	\$6800 (FRAME ONLY: \$1,900)	\$9,900
FORK	FOX FACTORY 34 FIT 130MM	FOX FACTORY 34 FIT 130MM	FOX FACTORY 34 FIT 130MM	FOX FACTORY 34 FIT 130MM
TIRE (F)	MAXXIS MINION DHF 2.6 EXO	MAXXIS MINION DHF 2.6 EXO	MAXXIS MINION DHF 2.6 EXO	MAXXIS MINION DHF 2.5 EXO
TIRE (R)	MAXXIS REKON 2.6 EXO	MAXXIS REKON 2.6 EXO	MAXXIS REKON 2.6 EXO	MAXXIS AGGRESSOR 2.3 EXO
ROTOR (F)	SHIMANO 180	SRAM CENTERLINE 180	SRAM CENTERLINE 180	SRAM CENTERLINE 180
ROTOR (R)	SHIMANO 180	SRAM CENTERLINE 180	SRAM CENTERLINE 180	SRAM CENTERLINE 180
HEADSET	CANE CREEK 40 INTEGRATED	CANE CREEK 40 INTEGRATED	CANE CREEK 110 INTEGRATED	CHRIS KING INTEGRATED
WHEELSET	DT SWISS XM1700 30MM	DT SWISS XM1700 30MM	DT SWISS XM1700 30MM	CUSTOM WHEELSET
BB	SHIMANO XT BB92	SRAM DUB BB92	SRAM DUB BB92	SRAM DUB BB92
GRIPS	ODI ELITE PRO	ODI ELITE PRO	ODI ELITE PRO	ODI ELITE PRO
BAR	YETI CARBON 35X760MM	YETI CARBON 35X760MM	YETI CARBON 35X760MM	YETI CARBON 35X760MM CUSTOM
STEM	RACE FACE AEEFFECT R 35X50	RACE FACE AEEFFECT R 35X50	RACE FACE TURBINE R 35X50MM	RACE FACE TURBINE R 35X50MM
CRANK	SHIMANO XT 32T 170MM	SRAM X1 EAGLE 32T 170MM	SRAM XX1 EAGLE 32T 170MM	SRAM XX1 EAGLE 32T 170MM CUSTOM
SEAT	SILVERADO CUSTOM	SILVERADO CUSTOM	ERGON SADDLE	WTB SILVERADO 142MM CUSTOM
BRAKES	SHIMANO XT 2 PISTON	SRAM LEVEL TLM	SRAM LEVEL ULTIMATE	SRAM LEVEL ULTIMATE
DERAILLEUR	SHIMANO XT	SRAM X01 EAGLE	SRAM XX1 EAGLE	SRAM XX1 EAGLE AXS CUSTOM
CASSETTE	SHIMANO XT 10-51	SRAM X01 EAGLE 1295 10-52	SRAM XX1 EAGLE 1299 10-52	SRAM XX1 EAGLE 1299 10-52
CHAIN	SHIMANO XT	SRAM GX EAGLE	SRAM XX1 EAGLE	SRAM XX1 EAGLE
SHIFTER	SHIMANO XT	SRAM X01 EAGLE	SRAM XX1 EAGLE	SRAM EAGLE AXS
POST*	FOX TRANSFER	FOX TRANSFER	FOX TRANSFER FACTORY	FOX TRANSFER FACTORY
UPGRADES +	DT SWISS EXC 1501 30MM CARBON	DT SWISS EXC 1501 30MM CARBON, AXS	DT SWISS EXC 1501 30MM CARBON, AXS	N/A

* FOX TRANSFER 31.6MM / 175MM

C/SERIES

T-Series carbon fiber frame, press-fit BB92, fully enclosed internal cable routing, 148mm x 12mm BOOST dropouts, integrated derailleur hanger, and axle.

	C1	C2
MSRP	\$3,600	\$3,900
FORK	FOX PERFORMANCE 34/130MM	FOX PERFORMANCE 34/130MM
TIRE (F)	MAXXIS MINION DHF 2.6 EXO	MAXXIS MINION DHF 2.6 EXO
TIRE (R)	MAXXIS REKON 2.6 EXO	MAXXIS REKON 2.6 EXO
ROTOR (F)	SHIMANO 180	SRAM CENTERLINE 180
ROTOR (R)	SHIMANO 180	SRAM CENTERLINE 180
HEADSET	CANE CREEK 40 INTEGRATED	CANE CREEK 40 INTEGRATED
WHEELSET	DT SWISS M1900 30MM	DT SWISS M1900 30MM
BB	SHIMANO XT BB92	SRAM DUB BB92
GRIPS	ODI ELITE PRO	ODI ELITE PRO
BAR	RACE FACE AEEFFECT R 35X760MM	RACE FACE AEEFFECT R 35X760MM
STEM	RACE FACE RIDE 35X50MM	RACE FACE RIDE 35X50MM
CRANK	SHIMANO SLX 32T 170MM	SRAM GX EAGLE 32T 170MM
SEAT	SILVERADO CUSTOM	SILVERADO CUSTOM
BRAKES	SHIMANO DEORE 2 PISTON	SRAM LEVEL TL
DERAILLEUR	SHIMANO SLX	SRAM GX EAGLE
CASSETTE	SHIMANO SLX 10-51	SRAM GX EAGLE 1275 10-52
CHAIN	SHIMANO SLX	SRAM GX EAGLE
SHIFTER	SHIMANO SLX	SRAM GX EAGLE
POST*	FOX TRANSFER	FOX TRANSFER
UPGRADES +	FACTORY SUSPENSION	FACTORY SUSPENSION, AXS

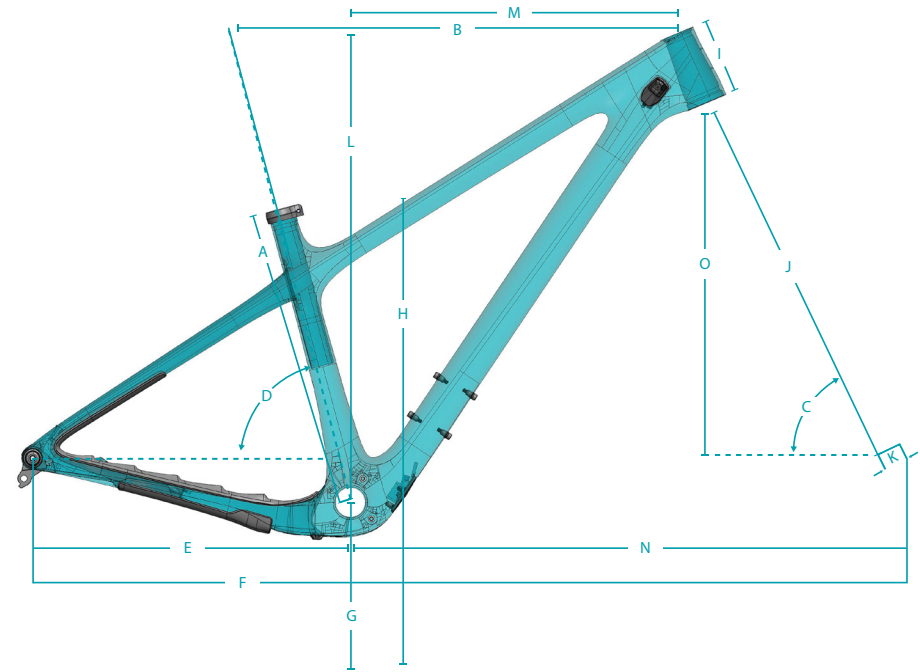
* FOX TRANSFER 31.6MM / 175MM



RAW / TURQ

GEOMETRY

	130MM FORK	SM	MD	LG	XL
A	SEAT TUBE LENGTH	380.0	410.0	450.0	495.0
B	TOPTUBE LENGTH	577.4	604.3	626.0	653.4
C	HEADTUBE ANGLE°	67.0	67.0	67.0	67.0
D	EFF. SEATTUBE ANGLE°	76.0	76.0	76.0	76.0
E	CHAINSTAY LENGTH	433.0	433.0	433.0	433.0
F	WHEELBASE	1143.5	1171.5	1194.2	1223.1
G	ESTIMATED BB HEIGHT	310.0	310.0	310.0	310.0
H	STANDOVER	723.0	722.0	720.0	720.0
I	HEADTUBE LENGTH	95.0	102.9	109.6	119.6
J	FORK (AXLE TO CROWN)	543.7	543.7	543.7	543.7
K	FORK (OFFSET)	44.0	44.0	44.0	44.0
L	STACK	631.7	638.9	645.1	654.3
M	REACH	420.0	445.0	465.0	490.0
N	FRONT CENTER	710.5	738.5	761.2	790.1
O	VERTICAL FORK TRAVEL	119.7	119.7	119.7	119.7



FIT

SMALL	5'1" - 5'7"
MEDIUM	5'5" - 5'11"
LARGE	5'10" - 6'3"
X-LARGE	6'1" - 6'7"



S

B

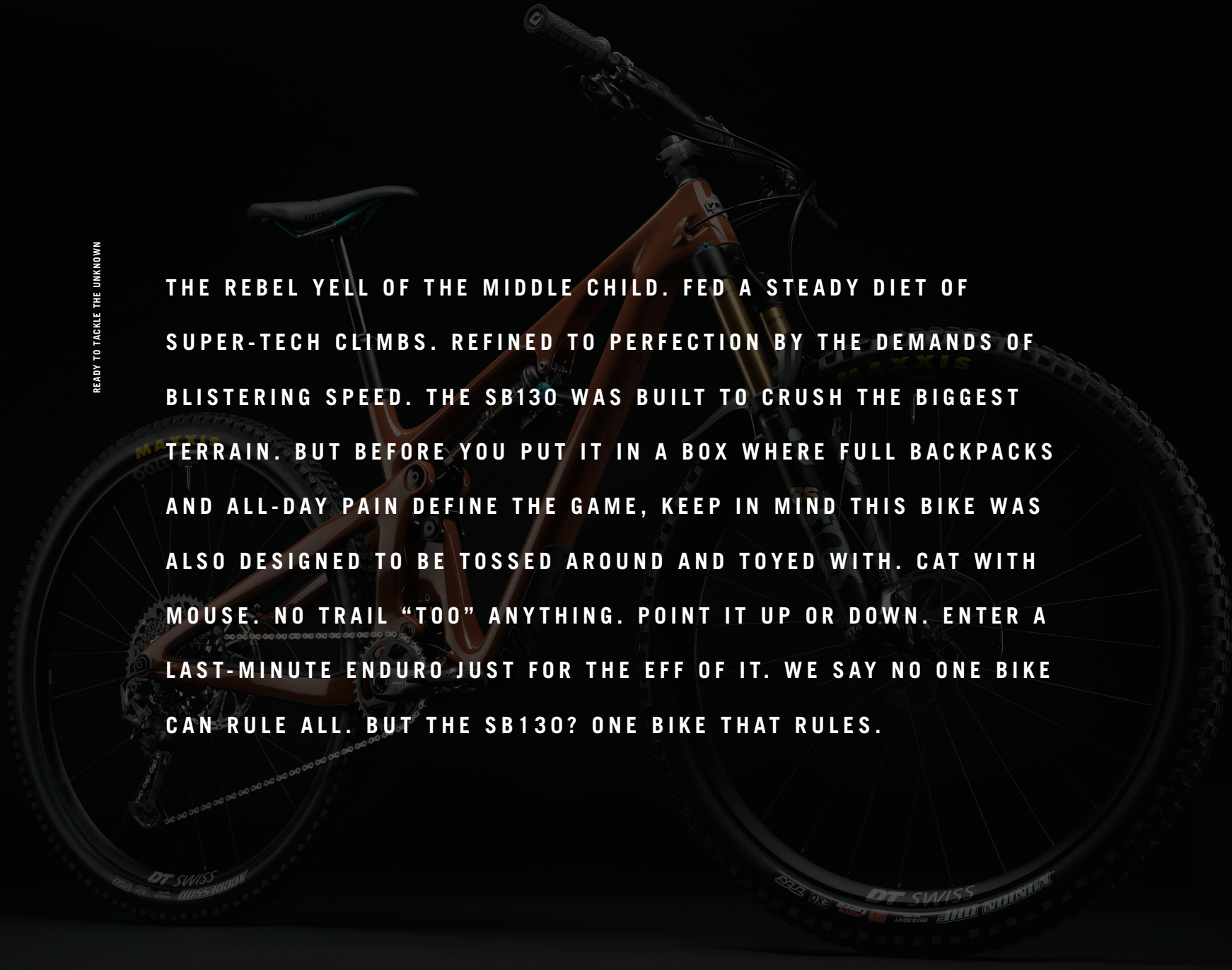
1

3

0

READY TO TACKLE THE UNKNOWN

THE REBEL YELL OF THE MIDDLE CHILD. FED A STEADY DIET OF
SUPER-TECH CLIMBS. REFINED TO PERFECTION BY THE DEMANDS OF
BLISTERING SPEED. THE SB130 WAS BUILT TO CRUSH THE BIGGEST
TERRAIN. BUT BEFORE YOU PUT IT IN A BOX WHERE FULL BACKPACKS
AND ALL-DAY PAIN DEFINE THE GAME, KEEP IN MIND THIS BIKE WAS
ALSO DESIGNED TO BE TOSSED AROUND AND TOYED WITH. CAT WITH
MOUSE. NO TRAIL "TOO" ANYTHING. POINT IT UP OR DOWN. ENTER A
LAST-MINUTE ENDURO JUST FOR THE EFF OF IT. WE SAY NO ONE BIKE
CAN RULE ALL. BUT THE SB130? ONE BIKE THAT RULES.



I JUST WANT TO
RIDE AS MANY NEW
TRAILS AS I CAN.

NATE HILLS

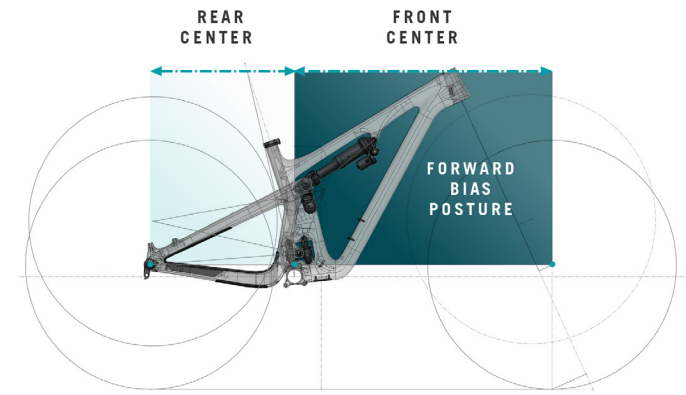


FIG. 1

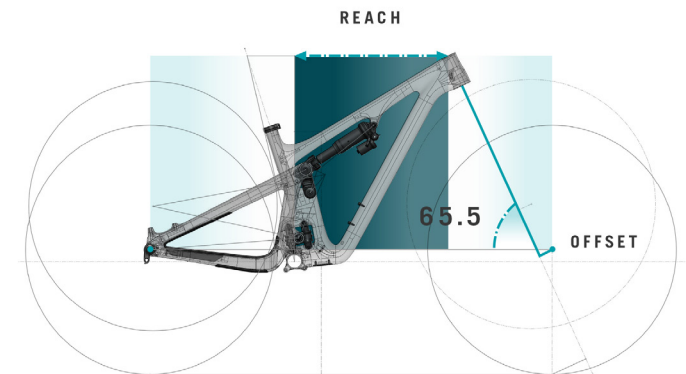
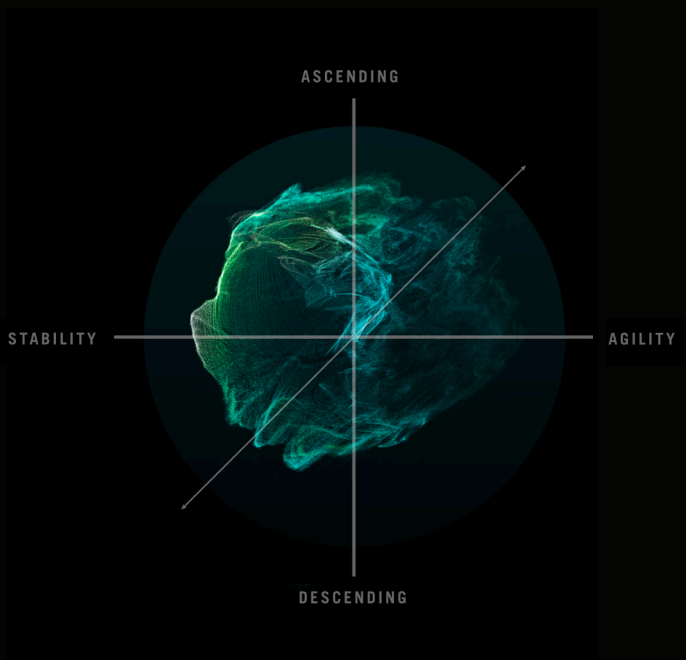


FIG. 2

FIG. 1 Long reach puts riders in a balanced position perfectly centered on the bike, ready to tackle the unknown.

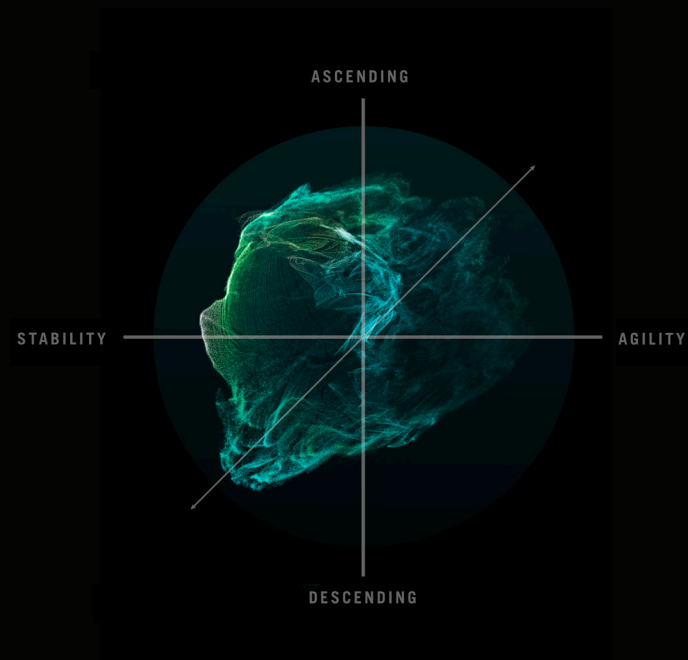
FIG. 2 Front end doesn't wander climbing yet stays composed when pointed downhill – the rider position remains neutral.

FEEL



SB130

Big mountain feel, capable, lively, with a centered rider position



SB130 LUNCH RIDE

Even more capable, for when things get involved or the pace elevates in race environments, lively, with a centered rider position.

The image shows two mountain bikers riding on a dirt trail. The biker in the foreground is wearing a grey jersey, blue shorts, a white helmet, and sunglasses. The biker behind him is wearing an orange jersey and a black helmet. They are both leaning forward in a racing posture. The background features a vast, mountainous landscape with snow-capped peaks under a clear blue sky. A large, semi-transparent teal rectangle is overlaid on the right side of the image, containing white text.

IT ALREADY
KNOWS HOW
TO KEEP
ITS HEAD,
WHEN YOU'RE
IN OVER YOURS.



130MM
FRAME TRAVEL

150MM
FORK TRAVEL

29"
WHEEL SIZE

65.5°
HEAD TUBE ANGLE

TURQ

TURQ Series carbon fiber frame, Switch Infinity suspension technology, press-fit BB92, fully enclosed internal cable routing, 148mm x 12mm BOOST dropouts, sealed Enduro Max pivot bearings, integrated derailleur hanger, and axle.

	T1	T2	T3
MSRP	\$6,900 (FRAME ONLY: \$3,600)	\$7,400 (FRAME ONLY: \$3,600)	\$8,600 (FRAME ONLY: \$3,600)
FORK	FOX FACTORY 36 FIT 4 150MM	FOX FACTORY 36 FIT 4 150MM	FOX FACTORY 36 FIT 4 150MM
SHOCK	FOX FACTORY DPX2, 210 X 52.5MM	FOX FACTORY DPX2, 210 X 52.5MM	FOX FACTORY DPX2, 210 X 52.5MM
TIRE (F)	MAXXIS MINION DHF 2.5 EXO	MAXXIS MINION DHF 2.5 EXO	MAXXIS MINION DHF 2.5 EXO
TIRE (R)	MAXXIS AGGRESSOR 2.3 EXO	MAXXIS AGGRESSOR 2.3 EXO	MAXXIS AGGRESSOR 2.3 EXO
ROTOR (F)	SHIMANO 203	SRAM CENTERLINE 200	SRAM CENTERLINE 200
ROTOR (R)	SHIMANO 180	SRAM CENTERLINE 180	SRAM CENTERLINE 180
HEADSET	CANE CREEK 40 INTEGRATED	CANE CREEK 40 INTEGRATED	CANE CREEK 110 INTEGRATED
WHEELSET	DT SWISS XM1700 30MM	DT SWISS XM1700 30MM	DT SWISS XM1700 30MM
BB	SHIMANO XT BB92	SRAM DUB BB92	SRAM DUB BB92
GRIPS	ODI ELITE PRO	ODI ELITE PRO	ODI ELITE PRO
BAR	YETI CARBON 35X780MM	YETI CARBON 35X780MM	YETI CARBON 35X780MM
STEM	RACE FACE AEEFFECT R 35X50	RACE FACE AEEFFECT R 35X50	RACE FACE AEEFFECT R 35X50
CRANK	SHIMANO XT 30T 170MM	SRAM X1 EAGLE 30T 170MM	SRAM X01 EAGLE 30T 170MM
SEAT	SILVERADO CUSTOM	SILVERADO CUSTOM	ERGON SADDLE
BRAKES	SHIMANO XT 4 PISTON	SRAM G2 RSC	SRAM G2 ULTIMATE
DERAILLEUR	SHIMANO XT	SRAM X01 EAGLE	SRAM XX1 EAGLE
CASSETTE	SHIMANO XT 10-51	SRAM X01 EAGLE 1295 10-52	SRAM XX1 EAGLE 1299 10-52
CHAIN	SHIMANO XT	SRAM GX EAGLE	SRAM XX1 EAGLE
SHIFTER	SHIMANO XT	SRAM X01 EAGLE	SRAM XX1 EAGLE
POST*	FOX TRANSFER	FOX TRANSFER	FOX TRANSFER FACTORY
UPGRADES +	DT SWISS EXC 1501 30MM CARBON	DT SWISS EXC 1501 30MM CARBON, AXS	DT SWISS EXC 1501 30MM CARBON, AXS

* FOX TRANSFER 31.6MM/ SM 125MM, MD 150MM, LG/XL 175MM

T U R 

	TLR T1	TLR T2
MSRP	\$7,100	\$7,600
FORK	FOX FACTORY 36 GRIP 2/160MM	FOX FACTORY 36 GRIP 2/160MM
SHOCK	FOX FACTORY DPX2, 210 X 55MM	FOX FACTORY DPX2, 210 X 55MM
TIRE (F)	MAXXIS ASSEGAI 2.5 EXO+	MAXXIS ASSEGAI 2.5 EXO+
TIRE (R)	MAXXIS MINION DHR II 2.4 EVO+	MAXXIS MINION DHR II 2.4 EVO+
ROTOR (F)	SHIMANO 203	SRAM CENTERLINE 200
ROTOR (R)	SHIMANO 203	SRAM CENTERLINE 200
HEADSET	CANE CREEK 40 INTEGRATED	CANE CREEK 40 INTEGRATED
WHEELSET	DT SWISS CUSTROM EX1700 30MM	DT SWISS CUSTROM EX1700 30MM
BB	SHIMANO XT BB92	SRAM DUB BB92
GRIPS	ODI ELITE PRO	ODI ELITE PRO
BAR	YETI CARBON 35MM X 800MM	YETI CARBON 35MM X 800MM
STEM	RACE FACE AEEFFECT R 35X50	RACE FACE AEEFFECT R 35X50
CRANK	SHIMANO XT 30T 170MM	SRAM X1 EAGLE 30T 170MM
SEAT	SILVERADO CUSTOM	SILVERADO CUSTOM
BRAKES	SHIMANO XT 4 PISTON	SRAM CODE RSC
DERAILLEUR	SHIMANO XT	SRAM X01 EAGLE
CASSETTE	SHIMANO XT 10-51	SRAM X01 EAGLE 1295 10-52
CHAIN	SHIMANO XT	SRAM GX EAGLE
SHIFTER	SHIMANO XT	SRAM X01 EAGLE
POST*	FOX TRANSFER	FOX TRANSFER
UPGRADES +	DT SWISS EXC 1501 30MM CARBON	DT SWISS EXC 1501 30MM CARBON

* FOX TRANSFER 31.6MM/ SM 125MM, MD 150MM, LG/XL 175MM



BRICK / BLACK / TURQ

C/SERIES

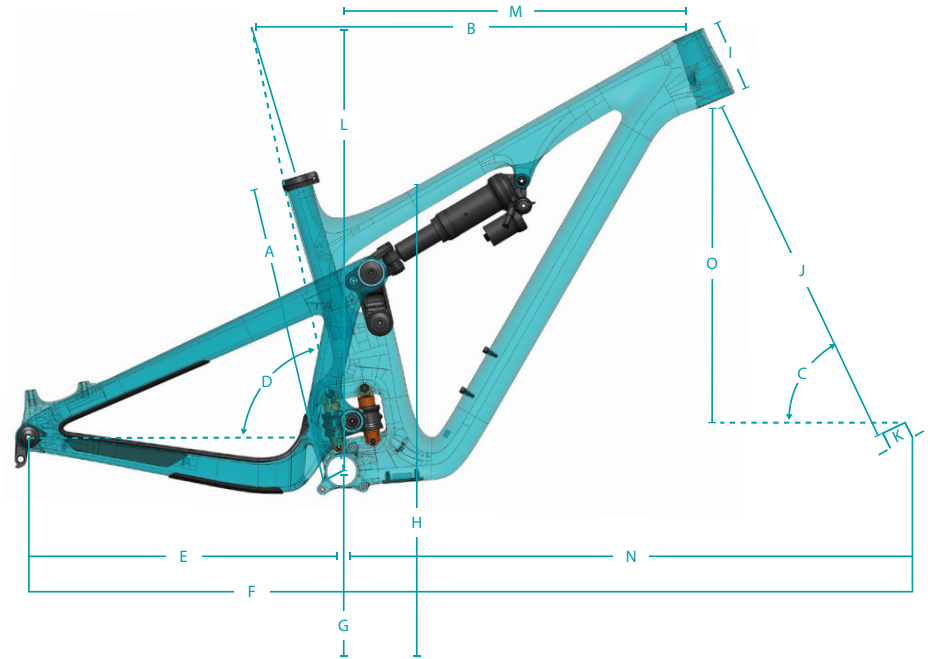
C-Series carbon fiber frame, Switch Infinity suspension technology, press-fit BB92, fully enclosed internal cable routing, 148mm x 12mm BOOST dropouts, sealed Enduro Max pivot bearings, integrated derailleur hanger, and axle.

	C1	C2	CLR
MSRP	\$5,200	\$5,500	\$5,600
FORK	FOX PERFORMANCE 36/150MM	FOX PERFORMANCE 36/150MM	FOX PERFORMANCE 36/160MM
SHOCK	FOX PERFORMANCE DPX2, 210 X 52.5MM	FOX PERFORMANCE DPX2, 210 X 52.5MM	FOX PERFORMANCE DPX2, 210 X 55MM
TIRE (F)	MAXXIS MINION DHF 2.5 EXO	MAXXIS MINION DHF 2.5 EXO	MAXXIS ASSEGAI 2.5 EXO+
TIRE (R)	MAXXIS AGGRESSOR 2.3 EXO	MAXXIS AGGRESSOR 2.3 EXO	MAXXIS MINION DHR II 2.4 EXO+
ROTOR (F)	SHIMANO 203	SRAM CENTERLINE 200	SRAM CENTERLINE 200
ROTOR (R)	SHIMANO 180	SRAM CENTERLINE 180	SRAM CENTERLINE 200
HEADSET	CANE CREEK 40 INTEGRATED	CANE CREEK 40 INTEGRATED	CANE CREEK 40 INTEGRATED
WHEELSET	DT SWISS M1900 30MM	DT SWISS M1900 30MM	DT SWISS E1900 30MM
BB	SHIMANO XT BB92	SRAM DUB BB92	SRAM DUB BB92
GRIPS	ODI ELITE PRO	ODI ELITE PRO	ODI ELITE PRO
BAR	RACE FACE AEEFFECT R 35X780MM	RACE FACE AEEFFECT R 35X780MM	RACE FACE AEEFFECT R 35X780MM
STEM	RACE FACE RIDE 35X50MM	RACE FACE RIDE 35X50MM	RACE FACE RIDE 35X50MM
CRANK	SHIMANO SLX 30T 170MM	SRAM GX EAGLE 30T 170MM	SRAM GX EAGLE 30T 170MM
SEAT	SILVERADO CUSTOM	SILVERADO CUSTOM	SILVERADO CUSTOM
BRAKES	SHIMANO DEORE 4 PISTON	SRAM G2 R	SRAM CODE R
DERAILLEUR	SHIMANO SLX	SRAM GX EAGLE	SRAM GX EAGLE
CASSETTE	SHIMANO SLX 10-51	SRAM GX EAGLE 1275 10-52	SRAM GX EAGLE 1275 10-52
CHAIN	SHIMANO SLX	SRAM GX EAGLE	SRAM GX EAGLE
SHIFTER	SHIMANO SLX	SRAM GX EAGLE	SRAM GX EAGLE
POST*	FOX TRANSFER	FOX TRANSFER	FOX TRANSFER
UPGRADES +	FACTORY SUSPENSION	FACTORY SUSPENSION, AXS	FACTORY SUSPENSION, AXS

* FOX TRANSFER 31.6MM / SM: 125MM, MD: 150MM, LG-XL: 175MM

GEOMETRY

	150MM FORK	SM	MD	LG	XL
A	SEAT TUBE LENGTH	380.0	410.0	450.0	495.0
B	TOPTUBE LENGTH	570.7	601.9	625.2	653.4
C	HEADTUBE ANGLE°	65.5	65.5	65.5	65.5
D	EFF. SEATTUBE ANGLE°	77.1	77.0	76.9	76.9
E	CHAINSTAY LENGTH	433.0	433.0	433.0	433.0
F	WHEELBASE	1173.9	1205.6	1230.2	1259.7
G	ESTIMATED BB HEIGHT	337.6	337.7	337.7	337.7
H	STANDOVER	723.5	725.9	728.2	730.6
I	HEADTUBE LENGTH	95.0	99.2	110.2	121.2
J	FORK (AXLE TO CROWN)	557.1	557.1	557.1	557.1
K	FORK (OFFSET)	44.0	44.0	44.0	44.0
L	STACK	611.0	614.8	624.8	634.8
M	REACH	430.2	460.2	480.2	505.2
N	FRONT CENTER	740.9	772.6	797.2	826.7
O	VERTICAL FORK TRAVEL	136.5	136.5	136.5	136.5

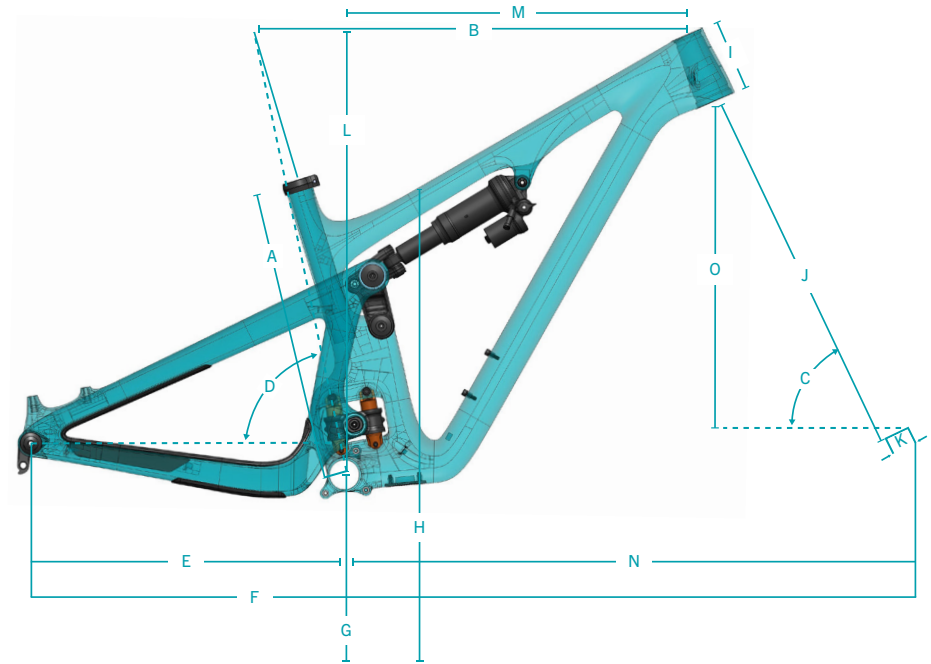


FIT

SMALL	5'1" - 5'7"
MEDIUM	5'5" - 5'11"
LARGE	5'10" - 6'3"
X-LARGE	6'1" - 6'7"

LUNCH RIDE GEOMETRY

	160MM FORK	SM	MD	LG	XL
A	SEAT TUBE LENGTH	380.0	410.0	450.0	495.0
B	TOPTUBE LENGTH	572.1	603.4	626.7	655.0
C	HEADTUBE ANGLE°	65.1	65.1	65.1	65.1
D	EFF. SEATTUBE ANGLE°	76.6	76.6	76.5	76.4
E	CHAINSTAY LENGTH	433.2	433.2	433.2	433.2
F	WHEELBASE	1178.1	1209.8	1234.4	1263.9
G	ESTIMATED BB HEIGHT	341.0	340.9	340.8	340.8
H	STANDOVER	729.3	731.5	733.7	735.8
I	HEADTUBE LENGTH	95.0	99.2	110.2	121.2
J	FORK (AXLE TO CROWN)	567.1	567.1	567.1	567.1
K	FORK (OFFSET)	44.0	44.0	44.0	44.0
L	STACK	614.3	618.3	628.4	638.5
M	REACH	425.5	455.6	475.6	500.6
N	FRONT CENTER	744.8	776.6	801.1	830.7
O	VERTICAL FORK TRAVEL	145.1	145.1	145.1	145.1



FIT


SMALL	5'1" - 5'7"
MEDIUM	5'5" - 5'11"
LARGE	5'10" - 6'3"
X-LARGE	6'1" - 6'7"

1991




2018





SOME SAY THE SB140 NEVER MET A DIRT IT DIDN'T LIKE. WE AGREE IN
SPADES. WHAT'S YOUR PLEASURE? DRAG A BAR. MAKE AN EDIT. STAY OUT
AFTER DARK. DUST OFF THE BLUEPRINTS FOR THE LOOP-DE-LOOP. TRY IT.
LAND IT. OR JUST STAY AT IT. THE UNDISPUTED CHAMPION OF UP TO NO
GOOD. TOBOGGAN RUN, ANYONE? HAPPY TO PEDAL. GREEDY FOR MORE.
BOOST CONFIDENCE AS YOU BOOST EVERYTHING. THE MAYOR OF JIBTOWN,
PROUDLY WEARING THE RIP CROWN. THE SB140. DOWN TO FUN.

THE MAYOR OF JIBTOWN



IF YOU LOOK IN
THE RIGHT PLACES,
IT'S SURPRISING WHAT'S
POSSIBLE TO RIDE.

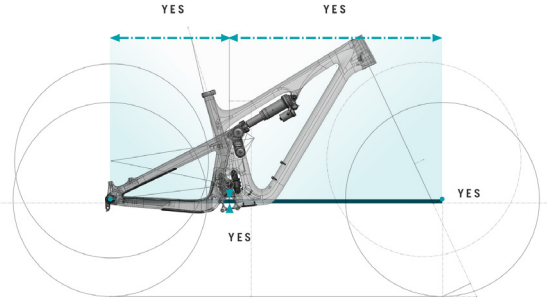
WARREN KNISS



FEEL

Nimble, agile, playful





YES New school geometry is responsive and designed to feel like an extension of the rider.



140MM
FRAME TRAVEL

160MM
FORK TRAVEL

27.5"
WHEEL SIZE

65°
HEAD TUBE ANGLE

TURQ

TURQ Series carbon fiber frame, Switch Infinity suspension technology, press-fit BB92, fully enclosed internal cable routing, 148mm x 12mm BOOST dropouts, sealed Enduro Max pivot bearings, integrated derailleur hanger, and axle.

	T1	T2	T3
MSRP	\$7,000 (FRAME ONLY: \$3,600)	\$7,500 (FRAME ONLY: \$3,600)	\$8,700 (FRAME ONLY: \$3,600)
FORK	FOX FACTORY 36 GRIP 2/160MM	FOX FACTORY 36 GRIP 2/160MM	FOX FACTORY 36 GRIP 2/160MM
SHOCK	FOX FACTORY DPX2, 210 X 55MM	FOX FACTORY DPX2, 210 X 55MM	FOX FACTORY DPX2, 210 X 55MM
TIRE (F)	MAXXIS MINION DHF 2.6 EXO	MAXXIS MINION DHF 2.6 EXO	MAXXIS MINION DHF 2.6 EXO
TIRE (R)	MAXXIS REKON 2.6 EXO	MAXXIS REKON 2.6 EXO	MAXXIS REKON 2.6 EXO
ROTOR (F)	SHIMANO 203	SRAM CENTERLINE 200	SRAM CENTERLINE 200
ROTOR (R)	SHIMANO 180	SRAM CENTERLINE 180	SRAM CENTERLINE 180
HEADSET	CANE CREEK 40 INTEGRATED	CANE CREEK 40 INTEGRATED	CANE CREEK 110 INTEGRATED
WHEELSET	DT SWISS XM1700 30MM	DT SWISS XM1700 30MM	DT SWISS XM1700 30MM
BB	SHIMANO XT BB92	SRAM DUB BB92	SRAM DUB BB92
GRIPS	ODI ELITE PRO	ODI ELITE PRO	ODI ELITE PRO
BAR	YETI CARBON 35X780MM	YETI CARBON 35X780MM	YETI CARBON 35X780MM
STEM	RACE FACE AFFECT R 35X50	RACE FACE AFFECT R 35X50	RACE FACE TURBINE R 35X50MM
CRANK	SHIMANO XT 30T 170MM	SRAM X1 EAGLE 30T 170MM	SRAM X01 EAGLE 30T 170MM
SEAT	SILVERADO CUSTOM	SILVERADO CUSTOM	ERGON SADDLE
BRAKES	SHIMANO XT 4 PISTON	SRAM G2 RSC	SRAM G2 ULTIMATE
DERAILLEUR	SHIMANO XT	SRAM X01 EAGLE	SRAM XX1 EAGLE
CASSETTE	SHIMANO XT 10-51	SRAM X01 EAGLE 1295 10-52	SRAM XX1 EAGLE 1299 10-52
CHAIN	SHIMANO XT	SRAM GX EAGLE	SRAM XX1 EAGLE
SHIFTER	SHIMANO XT	SRAM X01 EAGLE	SRAM XX1 EAGLE
POST*	FOX TRANSFER	FOX TRANSFER	FOX TRANSFER FACTORY
UPGRADES +	DT SWISS EXC 1501 30MM CARBON	DT SWISS EXC 1501 30MM CARBON, AXS	DT SWISS EXC 1501 30MM CARBON, AXS

* FOX TRANSFER 31.6MM / SM: 125MM, MD: 150MM, LG-XL: 175MM

C/SERIES

C-Series carbon fiber frame, Switch Infinity suspension technology, press-fit BB92, fully enclosed internal cable routing, 148mm x 12mm BOOST dropouts, sealed Enduro Max pivot bearings, integrated derailleur hanger, and axle.

	C1	C2
MSRP	\$5,200	\$5,500
FORK	FOX PERFORMANCE 36/160MM	FOX PERFORMANCE 36/160MM
SHOCK	FOX PERFORMANCE DPX2, 210 X 55MM	FOX PERFORMANCE DPX2, 210 X 55MM
TIRE (F)	MAXXIS MINION DHF 2.6 EXO	MAXXIS MINION DHF 2.6 EXO
TIRE (R)	MAXXIS REKON 2.6 EXO	MAXXIS REKON 2.6 EXO
ROTOR (F)	SHIMANO 203	SRAM CENTERLINE 200
ROTOR (R)	SHIMANO 180	SRAM CENTERLINE 180
HEADSET	CANE CREEK 40 INTEGRATED	CANE CREEK 40 INTEGRATED
WHEELSET	DT SWISS M1900 30MM	DT SWISS M1900 30MM
BB	SHIMANO XT BB92	SRAM DUB BB92
GRIPS	ODI ELITE PRO	ODI ELITE PRO
BAR	RACE FACE AEEFFECT R 35X780MM	RACE FACE AEEFFECT R 35X780MM
STEM	RACE FACE RIDE 35X50MM	RACE FACE RIDE 35X50MM
CRANK	SHIMANO SLX 30T 170MM	SRAM GX EAGLE 30T 170MM
SEAT	SILVERADO CUSTOM	SILVERADO CUSTOM
BRAKES	SHIMANO DEORE 4 PISTON	SRAM G2 R
DERAILLEUR	SHIMANO SLX	SRAM GX EAGLE
CASSETTE	SHIMANO SLX 10-51	SRAM GX EAGLE 1275 10-52
CHAIN	SHIMANO SLX	SRAM GX EAGLE
SHIFTER	SHIMANO SLX	SRAM GX EAGLE
POST*	FOX TRANSFER	FOX TRANSFER
UPGRADES +	FACTORY SUSPENSION	FACTORY SUSPENSION, AXS

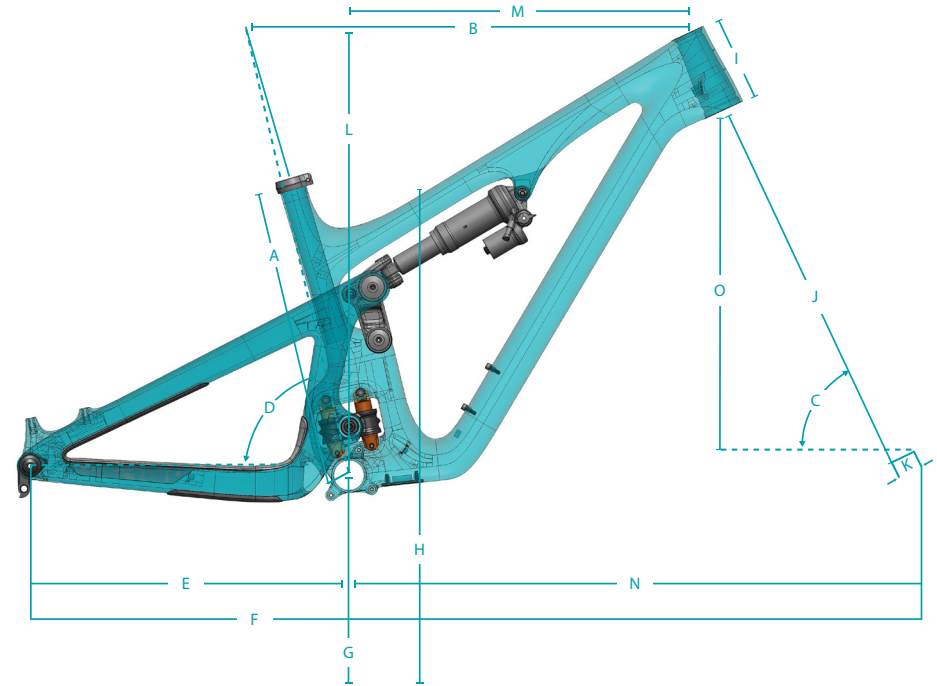


* FOX TRANSFER 31.6MM / SM: 125MM, MD: 150MM, LG-XL: 175MM

RON / SMOKE / TURQ

GEOMETRY

	160MM FORK	XS	SM	MD	LG	XL
A	SEAT TUBE LENGTH	355.0	380.0	410.0	450.0	495.0
B	TOPTUBE LENGTH	538.2	567.0	598.5	621.5	649.4
C	HEADTUBE ANGLE°	65.0	65.0	65.0	65.0	65.0
D	EFF. SEATTUBE ANGLE°	77.1	77.0	77.0	77.0	76.9
E	CHAINSTAY LENGTH	433.0	433.0	433.0	433.0	433.0
F	WHEELBASE	1144.8	1175.9	1208.2	1232.9	1262.6
G	ESTIMATED BB HEIGHT	339.9	339.9	339.9	339.9	339.9
H	STANDOVER	702.4	707.6	710.0	712.3	714.7
I	HEADTUBE LENGTH	95.5	109.9	115.4	126.4	137.5
J	FORK (AXLE TO CROWN)	549.1	549.1	549.1	549.1	549.1
K	FORK (OFFSET)	37.5	37.5	37.5	37.5	37.5
L	STACK	581.9	594.9	599.9	609.9	619.9
M	REACH	405.1	430.1	460.1	480.1	505.1
N	FRONT CENTER	711.8	742.9	775.2	799.9	829.6
O	VERTICAL WHEEL TRAVEL	145.0	145.0	145.0	145.0	145.0



FIT

The infographic displays height ranges for various clothing sizes. Each size is represented by a horizontal bar divided into two segments: a darker grey segment on the left and a lighter grey segment on the right. The height range for each size is printed above its corresponding bar.

Size	Height Range
X-SMALL	4'11" - 5'3"
SMALL	5'1" - 5'7"
MEDIUM	5'5" - 5'11"
LARGE	5'10" - 6'3"
X-LARGE	6'1" - 6'7"

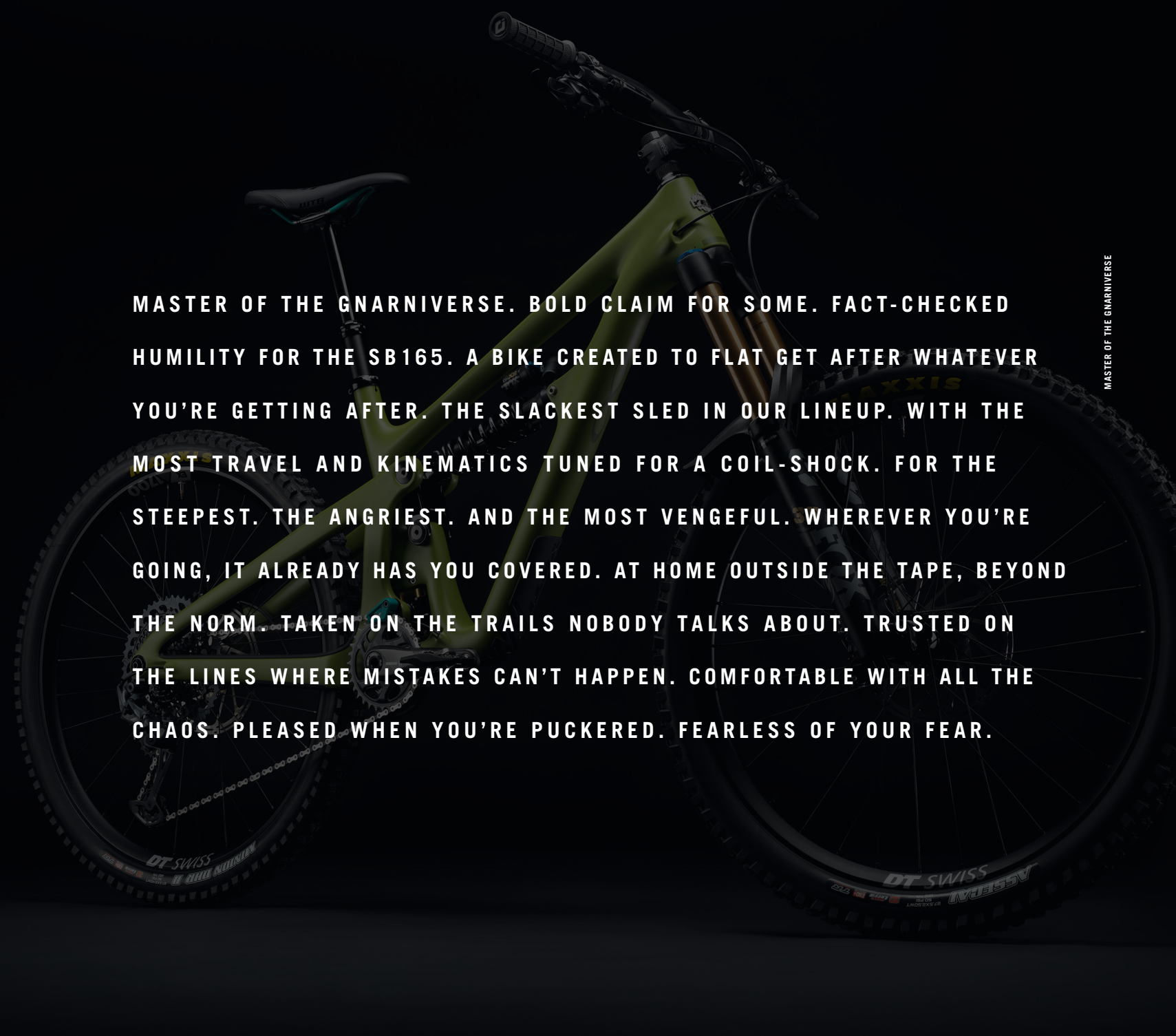


2000



2018

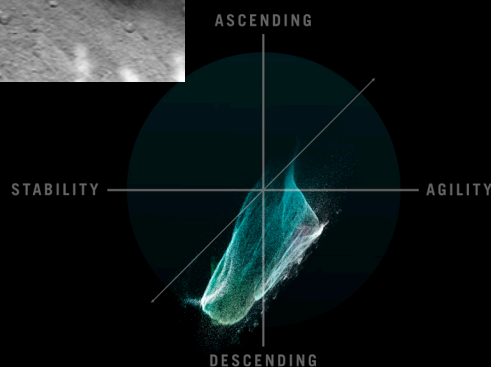




MASTER OF THE GNARNIVERSE. BOLD CLAIM FOR SOME. FACT-CHECKED
HUMILITY FOR THE SB165. A BIKE CREATED TO FLAT GET AFTER WHATEVER
YOU'RE GETTING AFTER. THE SLACKEST SLED IN OUR LINEUP. WITH THE
MOST TRAVEL AND KINEMATICS TUNED FOR A COIL-SHOCK. FOR THE
STEEPEST. THE ANGRIEST. AND THE MOST VENGEFUL. WHEREVER YOU'RE
GOING, IT ALREADY HAS YOU COVERED. AT HOME OUTSIDE THE TAPE, BEYOND
THE NORM. TAKEN ON THE TRAILS NOBODY TALKS ABOUT. TRUSTED ON
THE LINES WHERE MISTAKES CAN'T HAPPEN. COMFORTABLE WITH ALL THE
CHAOS. PLEASED WHEN YOU'RE PUCKERED. FEARLESS OF YOUR FEAR.

IT ERASES
ALL OF MY
MISTAKES.

STU DIXON



FEEL

Plush, planted, bottomless, wants more.

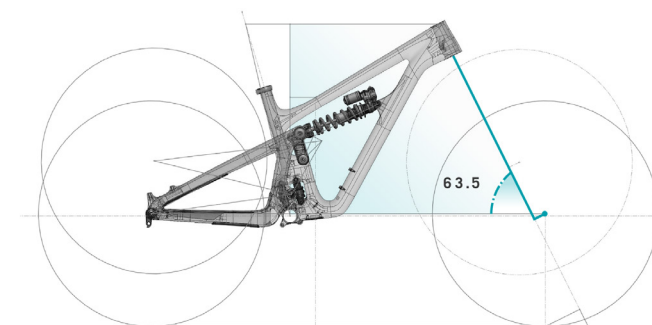


FIG. 1

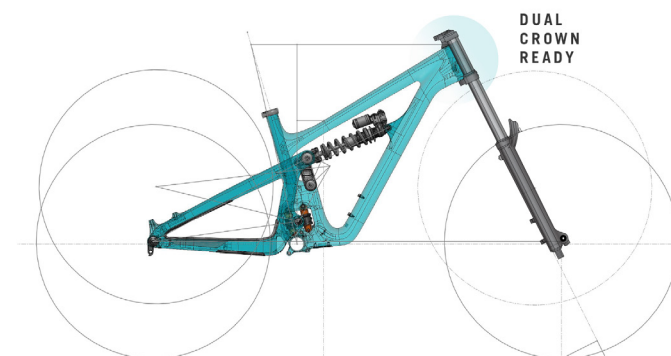


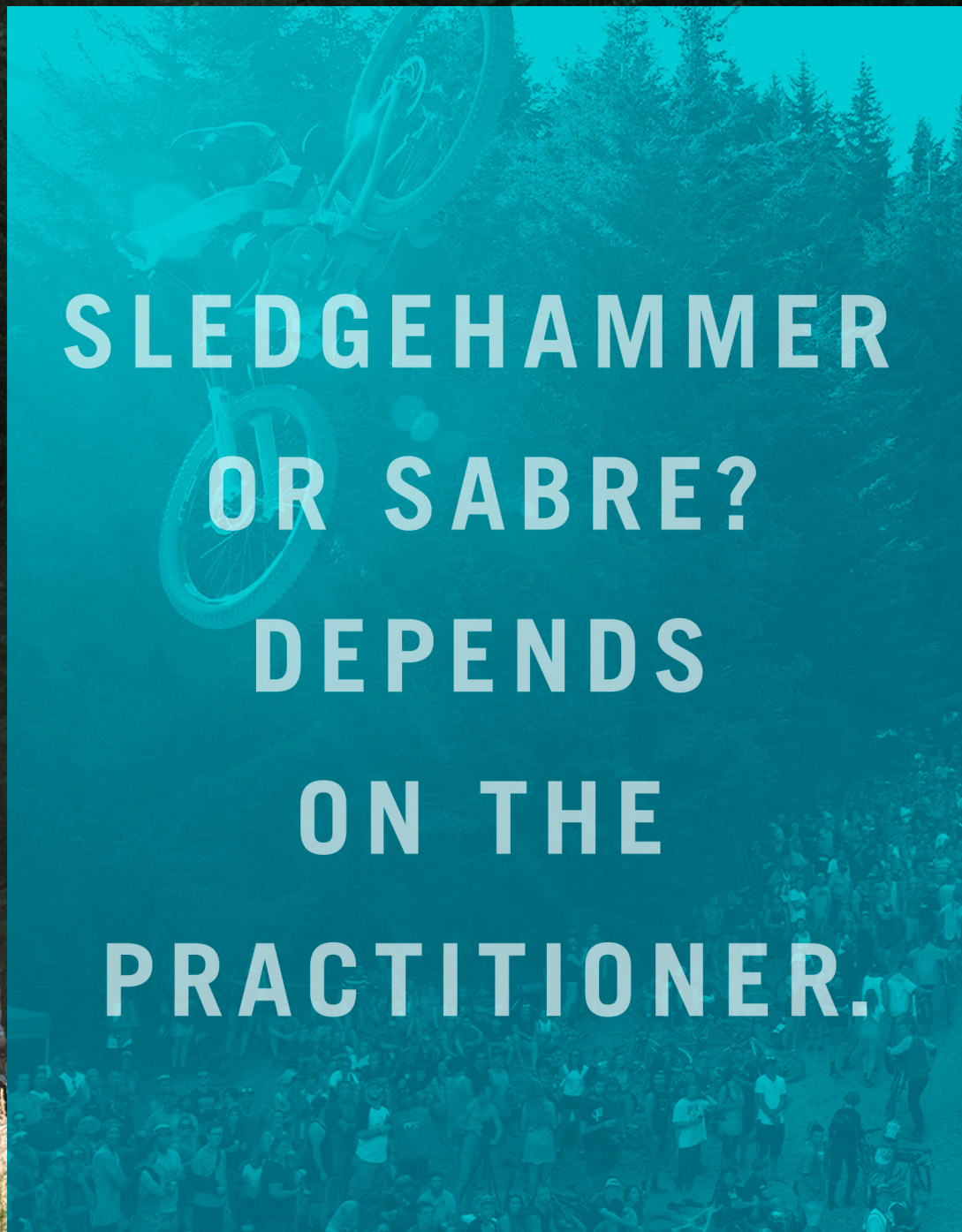
FIG. 2

FIG. 1 Slacker than most brands DH bikes, the SB165 loves the steeps.

FIG. 2 Dual Crown compatible, capable, and already on Reed's bike.



**SLEDGEHAMMER
OR SABRE?
DEPENDS
ON THE
PRACTITIONER.**





165MM
FRAME TRAVEL

180MM
FORK TRAVEL

27.5"
WHEEL SIZE

63.5°
HEAD TUBE ANGLE

TURQ

TURQ Series carbon fiber frame, Switch Infinity suspension technology, press-fit BB92, fully enclosed internal cable routing, 148mm x 12mm BOOST dropouts, sealed Enduro Max pivot bearings, integrated derailleur hanger, and axle.

	T1	T2	T2 FLOAT X2	T3
MSRP	\$7,400	\$8,000	\$8,100	\$9,300 (FRAME ONLY: \$4,000)
FORK	FOX FACTORY 38 GRIP 2 180MM	FOX FACTORY 38 GRIP 2 180MM	FOX FACTORY 38 GRIP 2 180MM	FOX FACTORY 38 GRIP 2 180MM
SHOCK	FOX DHX2 FACTORY 2 POS LEVER 230 X 65MM	FOX FACTORY DHX2 230 X 65MM	FOX FACTORY X2 230 X 65MM	FOX FACTORY DHX2 2 POS LEVER 230 X 65MM SLS SPRING
TIRE (F)	MAXXIS ASSEGAI 2.5 EXO+	MAXXIS ASSEGAI 2.5 EXO+	MAXXIS ASSEGAI 2.5 EXO+	MAXXIS ASSEGAI 2.5 EXO+
TIRE (R)	MAXXIS MINION DHR II 2.4 EXO+	MAXXIS MINION DHR II 2.4 EXO+	MAXXIS MINION DHR II 2.4 EXO+	MAXXIS MINION DHR II 2.4 EXO+
ROTOR (F)	SHIMANO 203	SRAM CENTERLINE 200	SRAM CENTERLINE 200	SRAM CENTERLINE 200
ROTOR (R)	SHIMANO 203	SRAM CENTERLINE 200	SRAM CENTERLINE 200	SRAM CENTERLINE 200
HEADSET	CANE CREEK 40 INTEGRATED	CANE CREEK 40 INTEGRATED	CANE CREEK 40 INTEGRATED	CANE CREEK 110 INTEGRATED
WHEELSET	DT SWISS CUSTOM EX1700 30MM	DT SWISS CUSTOM EX1700 30MM	DT SWISS CUSTOM EX1700 30MM	DT SWISS CUSTOM EX1700 30MM
BB	SHIMANO XT BB92	SRAM DUB BB92	SRAM DUB BB92	SRAM DUB BB92
GRIPS	ODI ELITE PRO	ODI ELITE PRO	ODI ELITE PRO	ODI ELITE PRO
BAR	YETI CARBON 35X800MM	YETI CARBON 35X800MM	YETI CARBON 35X800MM	YETI CARBON 35X800MM
STEM	RACE FACE AEEFFECT R 35X50	RACE FACE AEEFFECT R 35X50	RACE FACE AEEFFECT R 35X50	RACE FACE TURBINE R 35X50MM
CRANK	SHIMANO XT 30T 170MM	SRAM X1 EAGLE 30T 170MM	SRAM X1 EAGLE 30T 170MM	SRAM X01 EAGLE 30T 170MM
SEAT	SILVERADO CUSTOM	SILVERADO CUSTOM	SILVERADO CUSTOM	ERGON SADDLE
BRAKES	SHIMANO XT 4 PISTON	SRAM CODE RSC	SRAM CODE RSC	SRAM CODE RSC
DERAILLEUR	SHIMANO XT	SRAM X01 EAGLE	SRAM X01 EAGLE	SRAM XX1 EAGLE
CASSETTE	SHIMANO XT 10-51	SRAM X01 EAGLE 1295 10-52	SRAM X01 EAGLE 1295 10-52	SRAM XX1 EAGLE 1299 10-52
CHAIN	SHIMANO XT	SRAM GX EAGLE	SRAM GX EAGLE	SRAM XX1 EAGLE
SHIFTER	SHIMANO XT	SRAM X01 EAGLE	SRAM X01 EAGLE	SRAM XX1 EAGLE
POST*	FOX TRANSFER	FOX TRANSFER	FOX TRANSFER	FOX TRANSFER FACTORY
UPGRADES +	DT SWISS 30MM CARBON	DT SWISS 30MM CARBON, AXS	DT SWISS 30MM CARBON, AXS	DT SWISS 30MM CARBON, AXS

* FOX TRANSFER 31.6MM / SM: 125MM, MD: 150MM, LG-XL: 175MM

** ALL SB165 KITS COME WITH A ONEUP CHAIN GUIDE STANDARD

C/SERIES

C-Series carbon fiber frame, Switch Infinity suspension technology, press-fit BB92, fully enclosed internal cable routing, 148mm x 12mm BOOST dropouts, sealed Enduro Max pivot bearings, integrated derailleur hanger, and axle.

	C1	C2
MSRP	\$5,500	\$5,800
FORK	FOX PERFORMANCE 38/180MM	FOX PERFORMANCE 38/180MM
SHOCK	FOX PERFORMANCE ELITE DHX2 2 POS LEVER 230 X 65MM	FOX PERFORMANCE ELITE DHX2 2 POS LEVER 230 X 65MM
TIRE (F)	MAXXIS ASSEGAI 2.5 EXO+	MAXXIS ASSEGAI 2.5 EXO+
TIRE (R)	MAXXIS MINION DHR II 2.4 EXO+	MAXXIS MINION DHR II 2.4 EXO+
ROTOR (F)	SHIMANO 203	SRAM CENTERLINE 200
ROTOR (R)	SHIMANO 203	SRAM CENTERLINE 200
HEADSET	CANE CREEK 40 INTEGRATED	CANE CREEK 40 INTEGRATED
WHEELSET	DT SWISS E1900 30MM	DT SWISS E1900 30MM
BB	SHIMANO XT BB92	SRAM DUB BB92
GRIPS	ODI ELITE PRO	ODI ELITE PRO
BAR	RACE FACE AEEFFECT R 35X780MM	RACE FACE AEEFFECT R 35X780MM
STEM	RACE FACE RIDE 35X50MM	RACE FACE RIDE 35X50MM
CRANK	SHIMANO SLX 30T 170MM	SRAM GX EAGLE 30T 170MM
SEAT	SILVERADO CUSTOM	SILVERADO CUSTOM
BRAKES	SHIMANO DEORE 4 PISTON	SRAM CODE R
DERAILLEUR	SHIMANO SLX	SRAM GX EAGLE
CASSETTE	SHIMANO SLX 10-51	SRAM GX EAGLE 1275 10-52
CHAIN	SHIMANO SLX	SRAM GX EAGLE
SHIFTER	SHIMANO SLX	SRAM GX EAGLE
POST*	FOX TRANSFER	FOX TRANSFER
UPGRADES +	FACTORY SUSPENSION	FACTORY SUSPENSION, AXS

* FOX TRANSFER 31.6MM / SM: 125MM, MD: 150MM, LG-XL: 175MM

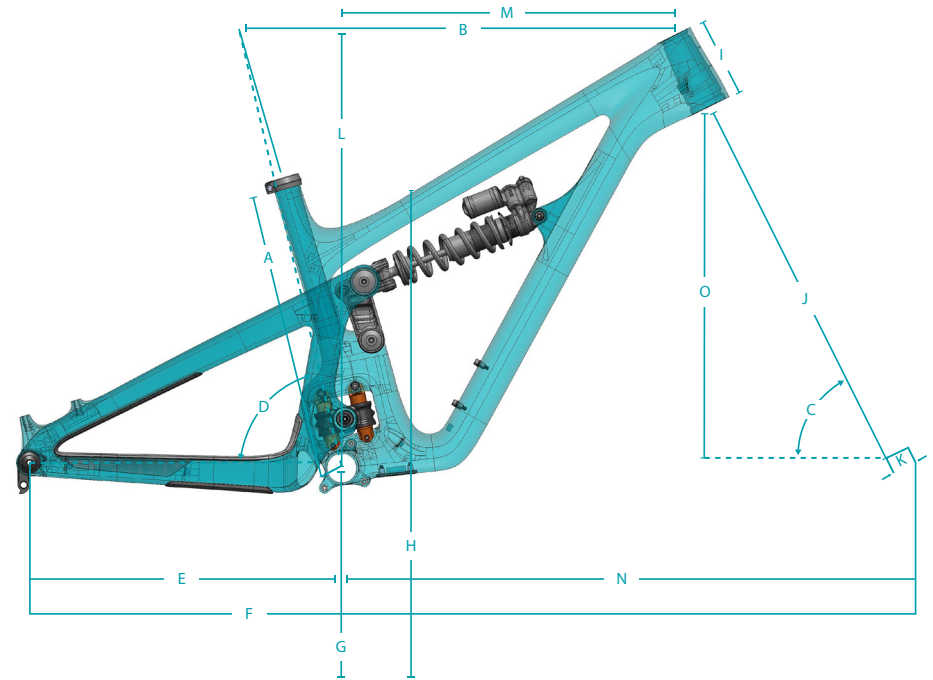
** ALL SB165 KITS COME WITH A ONEUP CHAIN GUIDE STANDARD



MOSS / BLACK / TURQ

GEOMETRY

	180MM FORK	SM	MD	LG	XL
A	SEAT TUBE LENGTH	380.0	410.0	450.0	495.0
B	TOPTUBE LENGTH	567.0	598.5	621.5	649.4
C	HEADTUBE ANGLE°	63.5	63.5	63.5	63.5
D	EFF. SEATTUBE ANGLE°	77.0	77.0	77.0	76.9
E	CHAINSTAY LENGTH	433.0	433.0	433.0	433.0
F	WHEELBASE	1197.7	1230.2	1255.2	1285.2
G	ESTIMATED BB HEIGHT	344.9	344.9	344.9	344.9
H	STANDOVER	710.4	716.3	723.4	746.7
I	HEADTUBE LENGTH	104.8	110.4	121.6	132.8
J	FORK (AXLE TO CROWN)	569.1	569.1	569.1	569.1
K	FORK (OFFSET)	37.5	37.5	37.5	37.5
L	STACK	594.9	599.9	609.9	619.9
M	REACH	430.1	460.1	480.1	505.1
N	FRONT CENTER	764.7	797.2	822.2	852.2
O	VERTICAL FORK TRAVEL	161.1	161.1	161.1	161.1



FIT

SMALL	5'1" - 5'7"
MEDIUM	5'5" - 5'11"
LARGE	5'10" - 6'3"
X-LARGE	6'1" - 6'7"




1990

2019



THESE ARE THE SPEED MACHINES. BORN SCREAMING
OUT OF A RESEARCH AND DEVELOPMENT GAUNTLET KNOWN
AS THE RACE COURSE. BIKES DESIGNED TO BE WHIPPED
PAST THE POINT OF SANITY ON THE REGULAR. TEMPORARILY
DISREGARDED WHILE TEMPORARILY INSANE - DRIVEN MAD
TO MILK OUT THE BEST RESULT OF YOUR LIFE. BIKES FORGED
IN A CAULDRON WHERE PASSION AND PRESSURE ALCHEMIZE
WITH THREE AND A HALF DECADES OF BOLTING ON RACE PLATES
AND BLEEDING, SWEATING AND TEARING. POSSESSED BY THE
PURSUIT OF SPEED. FORGED BY THE TRUTH OF COMPETITION.





"RACE BRED." IT'S NOT JUST A SLOGAN PRINTED ON THE SB150 TOP
TUBE. RACING IS THE SOLE REASON WE EXIST. WE'VE BEEN PINNING
ON NUMBERS AND PINNING THE THROTTLE SINCE 1985. SO WHEN CHOICES
HAD TO BE MADE ON THE SB150, EVERY SINGLE ONE WAS MADE IN THE
NAME OF UNBRIDLED SPEED. SEE ALSO: UNABASHED, UNAPOLOGETIC.
SOME MAY SAY IT'S TOO SLACK, TOO LOW, TOO LONG, TOO DIFFERENT.
AND WE SAY THEY CAN SHOP ELSEWHERE. BUT FOR PILOTS WHO KNOW
HOW TO PUSH HARD AND REAP REWARD, THIS BIKE QUICKLY EARNS THE
TITLE OF TOP WHIP. THE ULTIMATE EXAMPLE OF BREEDING A BIKE TO
BEAT THE CLOCK.

IN THE NAME OF UNBRIDLED SPEED

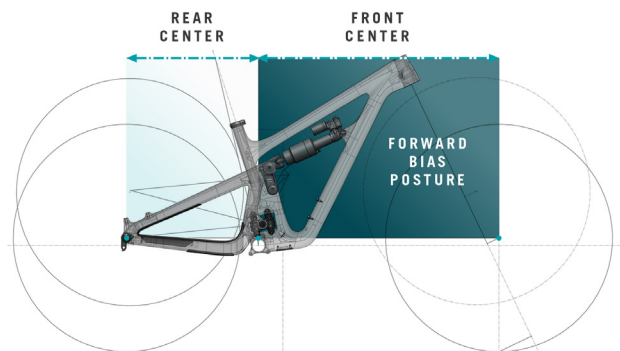


FIG. 1

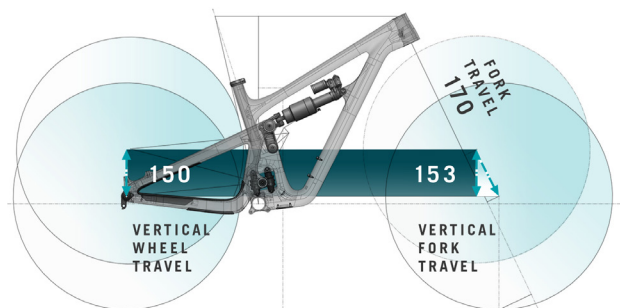
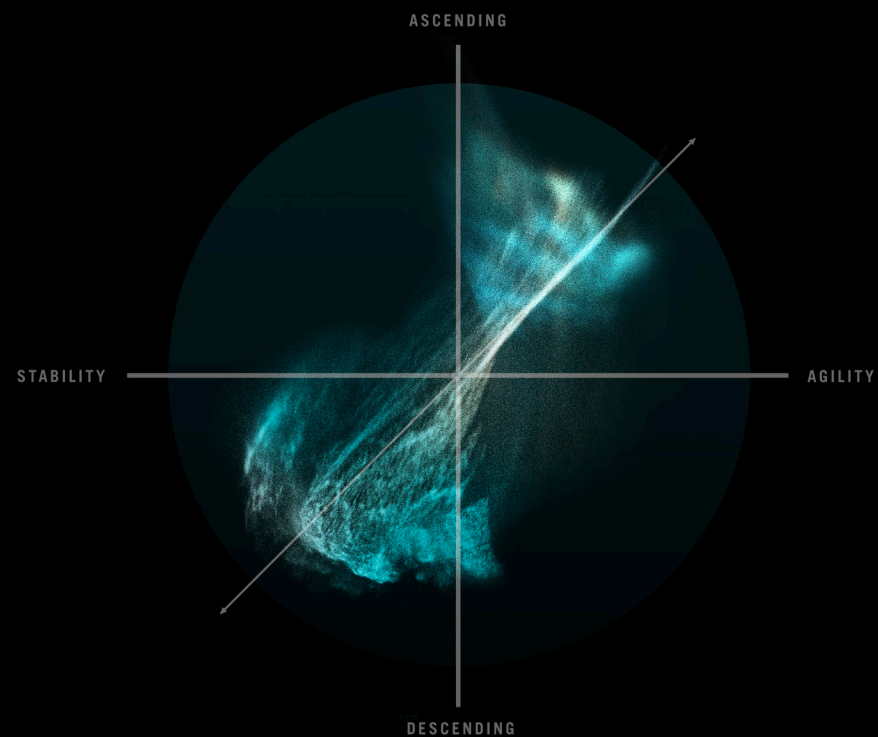


FIG. 2

FIG. 1 Forward bias frame gives racers the room they need, and centers them on the bike.

FIG. 2 20mm longer travel forks pair well with our forward bias frame, matches the vertical wheel travel of the rear suspension.



FEEL

Capable, stable, efficient,
astonishingly fast.

NO JUGULAR
IS SAFE.
EVERY CLOCK
IS TERRIFIED.



WHEN ANALYSING
A RACE STAGE, ALL
I SEE IS TIME.

RICHIE RUDE



150MM
FRAME TRAVEL

170MM
FORK TRAVEL

29"
WHEEL SIZE

64.5°
HEAD TUBE ANGLE

TURQ

TURQ Series carbon fiber frame, Switch Infinity suspension technology, press-fit BB92, fully enclosed internal cable routing, 148mm x 12mm BOOST dropouts, sealed Enduro Max pivot bearings, integrated derailleur hanger, and axle.

	T1	T2	T3
MSRP	\$7,400 (FRAME ONLY: \$3,900)	\$8,000 (FRAME ONLY: \$3,900)	\$9,100 (FRAME ONLY: \$3,900)
FORK	FOX FACTORY 38 GRIP 2 170MM	FOX FACTORY 38 GRIP 2 170MM	FOX FACTORY 38 GRIP 2 170MM
SHOCK	FOX FACTORY X2 230 X 60MM	FOX FACTORY X2 230 X 60MM	FOX FACTORY X2 230 X 60MM
TIRE (F)	MAXXIS ASSEGAI 2.5 EXO+	MAXXIS ASSEGAI 2.5 EXO+	MAXXIS ASSEGAI 2.5 EXO+
TIRE (R)	MAXXIS MINION DHR II 2.4 EXO+	MAXXIS MINION DHR II 2.4 EXO+	MAXXIS MINION DHR II 2.4 EXO+
ROTOR (F)	SHIMANO 203	SRAM CENTERLINE 200	SRAM CENTERLINE 200
ROTOR (R)	SHIMANO 203	SRAM CENTERLINE 200	SRAM CENTERLINE 200
HEADSET	CANE CREEK 40 INTEGRATED	CANE CREEK 40 INTEGRATED	CANE CREEK 110 INTEGRATED
WHEELSET	DT SWISS CUSTOM EX1700 30MM	DT SWISS CUSTOM EX1700 30MM	DT SWISS CUSTOM EX1700 30MM
BB	SHIMANO XT BB92	SRAM DUB BB92	SRAM DUB BB92
GRIPS	ODI ELITE PRO	ODI ELITE PRO	ODI ELITE PRO
BAR	YETI CARBON 35X800MM	YETI CARBON 35X800MM	YETI CARBON 35X800MM
STEM	RACE FACE AEFFECT R 35X50	RACE FACE AEFFECT R 35X50	RACE FACE TURBINE R 35X50MM
CRANK	SHIMANO XT 30T 170MM	SRAM X1 EAGLE 30T 170MM	SRAM X01 EAGLE 30T 170MM
SEAT	SILVERADO CUSTOM	SILVERADO CUSTOM	ERGON SADDLE
BRAKES	SHIMANO XT 4 PISTON	SRAM CODE RSC	SRAM CODE RSC
DERAILLEUR	SHIMANO XT	SRAM X01 EAGLE	SRAM XX1 EAGLE
CASSETTE	SHIMANO XT 10-51	SRAM X01 EAGLE 1295 10-52	SRAM XX1 EAGLE 1299 10-52
CHAIN	SHIMANO XT	SRAM GX EAGLE	SRAM XX1 EAGLE
SHIFTER	SHIMANO XT	SRAM X01 EAGLE	SRAM XX1 EAGLE
POST*	FOX TRANSFER	FOX TRANSFER	FOX TRANSFER FACTORY
UPGRADES +	DT SWISS EXC 1501 30MM CARBON	DT SWISS EXC 1501 30MM CARBON, AXS	DT SWISS EXC 1501 30MM CARBON, AXS

* FOX TRANSFER 31.6MM / SM: 125MM, MD: 150MM, LG-XL: 175MM

C/SERIES

C-Series carbon fiber frame, Switch Infinity suspension technology, press-fit BB92, fully enclosed internal cable routing, 148mm x 12mm BOOST dropouts, sealed Enduro Max pivot bearings, integrated derailleur hanger, and axle.

	C1	C2
MSRP	\$5,600	\$5,900
FORK	FOX PERFORMANCE 38/170MM	FOX PERFORMANCE 38/170MM
SHOCK	FOX PERFORMANCE X2 230 X 60MM	FOX PERFORMANCE X2 230 X 60MM
TIRE (F)	MAXXIS ASSEGAI 2.5 EXO+	MAXXIS ASSEGAI 2.5 EXO+
TIRE (R)	MAXXIS MINION DHR II 2.4 EXO+	MAXXIS MINION DHR II 2.4 EXO+
ROTOR (F)	SHIMANO 203	SRAM CENTERLINE 200
ROTOR (R)	SHIMANO 203	SRAM CENTERLINE 200
HEADSET	CANE CREEK 40 INTEGRATED	CANE CREEK 40 INTEGRATED
WHEELSET	DT SWISS E1900 30MM	DT SWISS E1900 30MM
BB	SHIMANO XT BB92	SRAM DUB BB92
GRIPS	ODI ELITE PRO	ODI ELITE PRO
BAR	RACE FACE AFFECT R 35X780MM	RACE FACE AFFECT R 35X780MM
STEM	RACE FACE RIDE 35X50MM	RACE FACE RIDE 35X50MM
CRANK	SHIMANO SLX 30T 170MM	SRAM GX EAGLE 30T 170MM
SEAT	SILVERADO CUSTOM	SILVERADO CUSTOM
BRAKES	SHIMANO DEORE 4 PISTON	SRAM CODE R
DERAILLEUR	SHIMANO SLX	SRAM GX EAGLE
CASSETTE	SHIMANO SLX 10-51	SRAM GX EAGLE 1275 10-52
CHAIN	SHIMANO SLX	SRAM GX EAGLE
SHIFTER	SHIMANO SLX	SRAM GX EAGLE
POST*	FOX TRANSFER	FOX TRANSFER
UPGRADES +	FACTORY SUSPENSION	FACTORY SUSPENSION, AXS

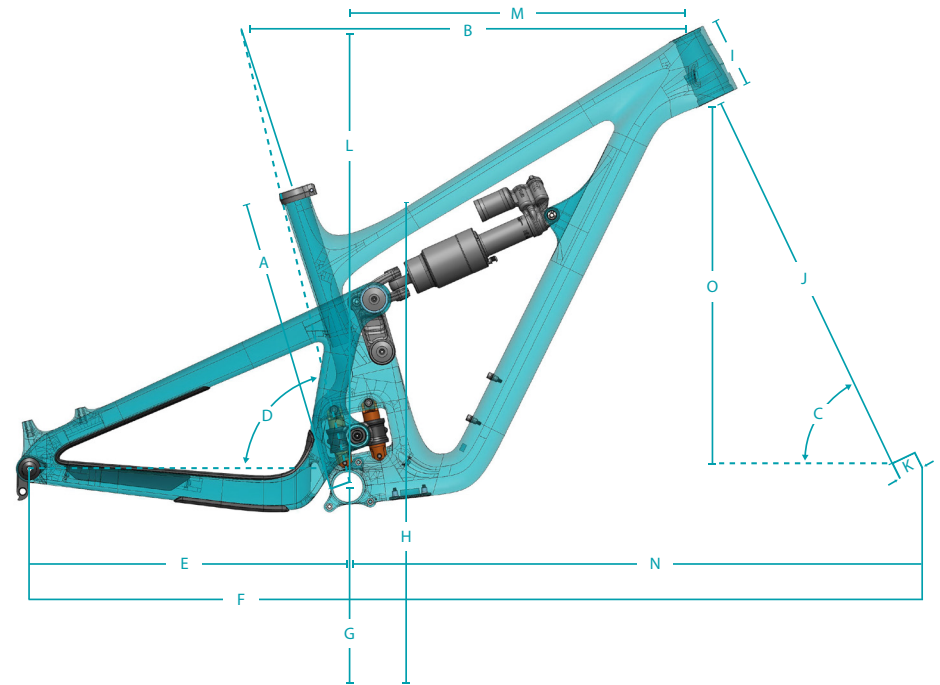
* FOX TRANSFER 31.6MM / SM: 125MM, MD: 150MM, LG-XL: 175MM



BLACK / TURQ

GEOMETRY

	170MM FORK	SM	MD	LG	XL
A	SEAT TUBE LENGTH	380.0	410.0	450.0	495.0
B	TOPTUBE LENGTH	571.9	602.4	625.6	653.9
C	HEADTUBE ANGLE°	64.5	64.5	64.5	64.5
D	EFF. SEATTUBE ANGLE°	77.0	77.0	76.9	76.8
E	CHAINSTAY LENGTH	433.0	433.0	433.0	433.0
F	WHEELBASE	1192.5	1223.2	1248.0	1277.7
G	ESTIMATED BB HEIGHT	347.8	347.8	347.9	347.9
H	STANDOVER	720.6	727.8	740.8	761.6
I	HEADTUBE LENGTH	95.0	96.6	107.7	118.8
J	FORK (AXLE TO CROWN)	577.1	577.1	577.1	577.1
K	FORK (OFFSET)	44.0	44.0	44.0	44.0
L	STACK	613.4	614.8	624.8	634.8
M	REACH	430.2	460.2	480.2	505.2
N	FRONT CENTER	759.5	790.2	815.0	844.7
O	VERTICAL FORK TRAVEL	153.4	153.4	153.4	153.4



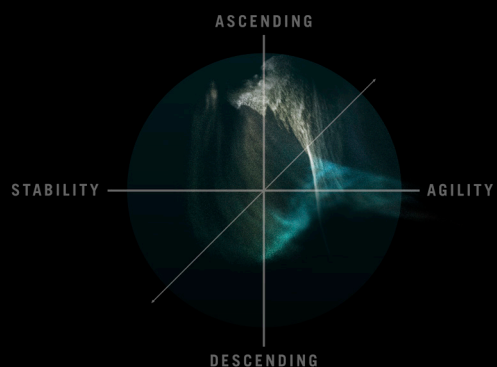
FIT

SMALL	5'1" - 5'7"
MEDIUM	5'5" - 5'11"
LARGE	5'10" - 6'3"
X-LARGE	6'1" - 6'7"





An all new linkage that adds travel and capability while maintaining our desired geometry. All without an inverse affect on the SB115's efficiency.



FEEL

Efficient, capable, direct.

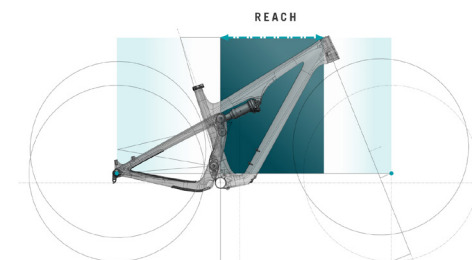


FIG. 1

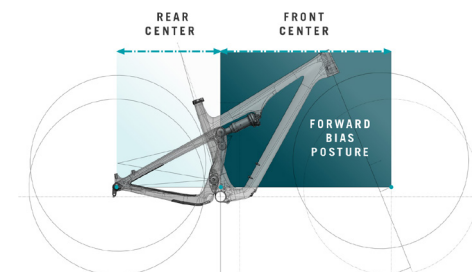


FIG. 2

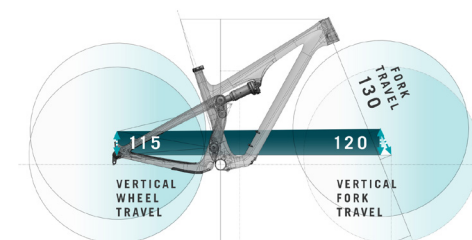



FIG. 3

FIG. 1 An “appropriate” frame reach keeping racers agile, able to react to race tactics and tightly taped courses.

FIG. 2 Forward bias posture gives racers room to stay comfortable over long race days.

FIG. 3 130mm fork because our 115mm of rear suspension outperforms similar travel forks. When paired with our more forward biased position, this balances the bike.

A mountain biker is shown in two positions on a dirt trail. In the foreground, the biker is in a low, aggressive stance, leaning forward over the handlebars. In the background, the biker is further up the trail, also in a similar stance. The trail is surrounded by trees with vibrant yellow and orange autumn leaves. The overall scene is dynamic and captures the essence of mountain biking in a scenic forest setting.

**CRUSHING
SOULS ON
THE DESCENT
IS MORE
THAN HALF
THE FUN.**

NOW THE RACE
LINE IS THE
STRAIGHT LINE.

GEOFF KABUSH



115MM
FRAME TRAVEL

130MM
FORK TRAVEL

29"
WHEEL SIZE

67.6°
HEAD TUBE ANGLE

TURQ

TURQ Series carbon fiber frame, Switch Infinity suspension technology, press-fit BB92, fully enclosed internal cable routing, 148mm x 12mm BOOST dropouts, sealed Enduro Max pivot bearings, integrated derailleur hanger, and axle.

	T1	T2	T3
MSRP	\$6,400 (FRAME ONLY: \$3,500)	\$7,000 (FRAME ONLY: \$3,500)	\$8,100 (FRAME ONLY: \$3,500)
FORK	FOX FACTORY 34 FIT 4 130MM	FOX FACTORY 34 FIT 4 130MM	FOX FACTORY 34 FIT 4 130MM
SHOCK	FOX FACTORY DPS 190 X 45MM	FOX FACTORY DPS 190 X 45MM	FOX FACTORY DPS 190 X 45MM
TIRE (F)	MAXXIS MINION DHF 2.5 EXO	MAXXIS MINION DHF 2.5 EXO	MAXXIS MINION DHF 2.5 EXO
TIRE (R)	MAXXIS AGGRESSOR 2.3 EXO	MAXXIS AGGRESSOR 2.3 EXO	MAXXIS AGGRESSOR 2.3 EXO
ROTOR (F)	SHIMANO 180	SRAM CENTERLINE 180	SRAM CENTERLINE 180
ROTOR (R)	SHIMANO 180	SRAM CENTERLINE 180	SRAM CENTERLINE 180
HEADSET	CANE CREEK 40 INTEGRATED	CANE CREEK 40 INTEGRATED	CANE CREEK 110 INTEGRATED
WHEELSET	DT SWISS XM1700 30MM	DT SWISS XM1700 30MM	DT SWISS XM1700 30MM
BB	SHIMANO XT BB92	SRAM DUB BB92	SRAM DUB BB92
GRIPS	ODI ELITE PRO	ODI ELITE PRO	ODI ELITE PRO
BAR	YETI CARBON 35X780MM	YETI CARBON 35X780MM	YETI CARBON 35X780MM
STEM	RACE FACE AEEFFECT R 35X50	RACE FACE AEEFFECT R 35X50	RACE FACE TURBINE R 35X50MM
CRANK	SHIMANO XT 30T 170MM	SRAM X1 EAGLE 30T 170MM	SRAM X01 EAGLE 30T 170MM
SEAT	SILVERADO CUSTOM	SILVERADO CUSTOM	ERGON SADDLE
BRAKES	SHIMANO XT 4 PISTON	SRAM G2 RSC	SRAM G2 ULTIMATE
DERAILLEUR	SHIMANO XT	SRAM X01 EAGLE	SRAM XX1 EAGLE
CASSETTE	SHIMANO XT 10-51	SRAM X01 EAGLE 1295 10-52	SRAM XX1 EAGLE 1299 10-52
CHAIN	SHIMANO XT	SRAM GX EAGLE	SRAM XX1 EAGLE
SHIFTER	SHIMANO XT	SRAM X01 EAGLE	SRAM XX1 EAGLE
POST*	FOX TRANSFER	FOX TRANSFER	FOX TRANSFER FACTORY
UPGRADES +	DT SWISS 30MM CARBON	DT SWISS 30MM CARBON, AXS	DT SWISS 30MM CARBON, AXS

* FOX TRANSFER 30.9MM / SM: 125MM, MD: 150MM, LG-XL: 175MM

C/SERIES

C-Series carbon fiber frame, Switch Infinity suspension technology, press-fit BB92, fully enclosed internal cable routing, 148mm x 12mm BOOST dropouts, sealed Enduro Max pivot bearings, integrated derailleur hanger, and axle.

	C1	C2
MSRP	\$4,800	\$5,000
FORK	FOX PERFORMANCE 34/130MM	FOX PERFORMANCE 34/130MM
SHOCK	FOX PERFORMANCE DPS 190 X 45MM	FOX PERFORMANCE DPS 190 X 45MM
TIRE (F)	MAXXIS MINION DHF 2.5 EXO	MAXXIS MINION DHF 2.5 EXO
TIRE (R)	MAXXIS AGGRESSOR 2.3 EXO	MAXXIS AGGRESSOR 2.3 EXO
ROTOR (F)	SHIMANO 180	SRAM CENTERLINE 180
ROTOR (R)	SHIMANO 180	SRAM CENTERLINE 180
HEADSET	CANE CREEK 40 INTEGRATED	CANE CREEK 40 INTEGRATED
WHEELSET	DT SWISS M1900 30MM	DT SWISS M1900 30MM
BB	SHIMANO XT BB92	SRAM DUB BB92
GRIPS	ODI ELITE PRO	ODI ELITE PRO
BAR	RACE FACE AEEFFECT R 35X780MM	RACE FACE AEEFFECT R 35X780MM
STEM	RACE FACE RIDE 35X50MM	RACE FACE RIDE 35X50MM
CRANK	SHIMANO SLX 30T 170MM	SRAM GX EAGLE 30T 170MM
SEAT	SILVERADO CUSTOM	SILVERADO CUSTOM
BRAKES	SHIMANO DEORE 4 PISTON	SRAM G2 R
DERAILLEUR	SHIMANO SLX	SRAM GX EAGLE
CASSETTE	SHIMANO SLX 10-51	SRAM GX EAGLE 1275 10-52
CHAIN	SHIMANO SLX	SRAM GX EAGLE
SHIFTER	SHIMANO SLX	SRAM GX EAGLE
POST*	FOX TRANSFER	FOX TRANSFER
UPGRADES +	FACTORY SUSPENSION	FACTORY SUSPENSION, AXS

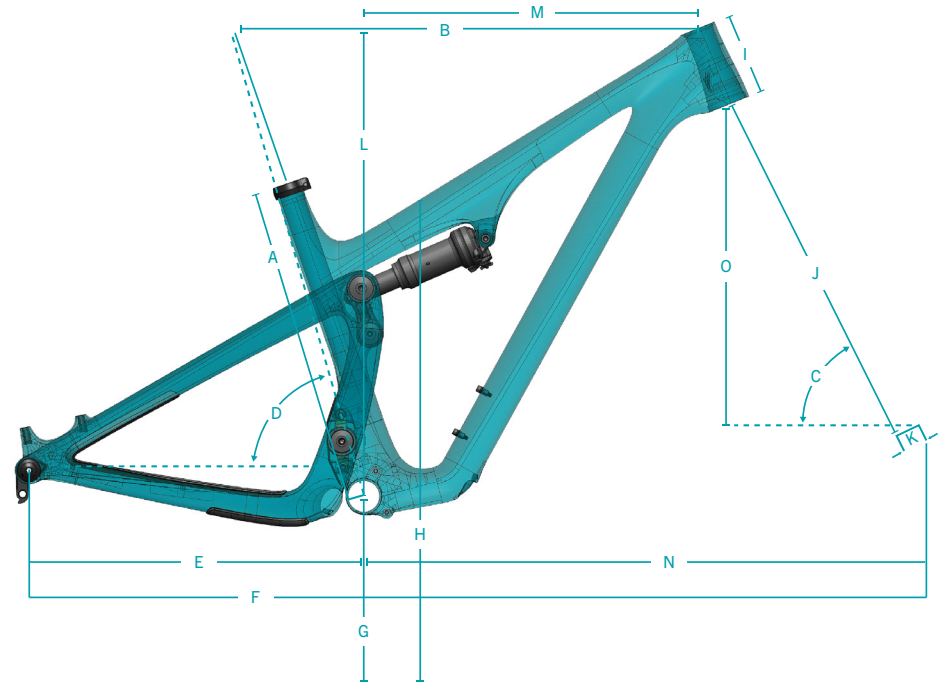
* FOX TRANSFER 30.9MM / SM: 125MM, MD: 150MM, LG-XL: 175MM



ANTHRACITE / TURQ / BLANCO

GEOMETRY

	130MM FORK	SM	MD	LG	XL
A	SEAT TUBE LENGTH	393.0	419.0	457.0	495.0
B	TOPTUBE LENGTH	577.3	605.7	630.9	657.8
C	HEADTUBE ANGLE°	67.6	67.6	67.6	67.7
D	EFF. SEATTUBE ANGLE°	74.1	74.1	74.0	73.9
E	CHAINSTAY LENGTH	436.7	436.7	436.7	436.7
F	WHEELBASE	1125.5	1154.5	1180.6	1208.6
G	ESTIMATED BB HEIGHT	339.5	339.4	339.3	339.2
H	STANDOVER	731.8	731.1	731.3	732.1
I	HEADTUBE LENGTH	96.2	107.0	123.2	144.7
J	FORK (AXLE TO CROWN)	540.0	540.0	540.0	540.0
K	FORK (OFFSET)	44.0	44.0	44.0	44.0
L	STACK	603.0	613.1	628.2	648.3
M	REACH	405.5	430.6	450.6	470.5
N	FRONT CENTER	688.8	717.8	743.9	771.9
O	VERTICAL FORK TRAVEL	120.2	120.2	120.2	120.2



FIT

SMALL	5'1" - 5'7"
MEDIUM	5'5" - 5'11"
LARGE	5'10" - 6'3"
X-LARGE	6'1" - 6'7"



SWITCH INFINITY

Switch Infinity utilizes a patented translating pivot that switches direction as the bike moves through its travel. This provides excellent anti-squat characteristics for superior pedaling performance and ideal suspension characteristics as it gets deeper into the travel.

TECHN- OLOGY



TUNABLE

Switch Infinity is a versatile system easily adaptable to different travel platforms. The system can be mounted in any orientation and can achieve a myriad of kinematics depending on the design intent. For example, longer travel bikes require drastically different kinematics later in the travel (controlling wheel path trajectory). The Switch Infinity system can control this much more precisely than other suspension designs because of the linear path of the main pivot.



DURABLE

The Switch Infinity is a simple, lightweight, bombproof system built by Fox Racing from proven suspension components engineered and tested to withstand the worst riding conditions. We only use the best components in its construction — Kashima coated stanchions for low friction and durability, seals and bushings that are used in Fox's off-road racing division, and a lightweight forged translating pivot.

C/SERIES

By making small changes in the carbon fiber layup of our TURQ Series bikes, we are able to create a more aggressively priced carbon high-performance mountain bike. C-Series frames maintain the strength and stiffness of the TURQ Series. The carbon fiber in C-Series weighs a bit more, about 220g per frame (1/2 pound). Every bike model is offered in at least one C-Series option with high-end components.



T U R SERIES

TURQ Series bikes are made with the highest quality carbon fiber available and offer the perfect balance of stiffness and compliance. The result is a bike that feels smooth, solid and aggressive. Every bike is tested by the best racers in the world, including EWS World Champion Richie Rude, our in-house testing team and ambassadors around the world.

-220 GRAMS LIGHTER
THAN C-SERIES

- + HIGHEST QUALITY CARBON FIBER AVAILABLE
- + PERFECT BALANCE OF STIFFNESS & COMPLIANCE
- + OPTIMIZED LAYUP REDUCES WEIGHT
- + DURABILITY TESTED BY RICHIE “F-ING” RUDE

WARR- ANTY

2021 QUIVER | WARRANTY

**NO FINE PRINT.
NO BS.**

**HERE'S EVERYTHING YOU
NEED TO KNOW ABOUT OUR
LIFETIME WARRANTY:**

All 2019 (or newer) frames, including the Switch Infinity link, are covered for life against damage due to manufacturing defects for the original purchaser. Paint and finish are covered for 1-year. We will repair or replace, at our discretion, any frame we deem defective. There are a few conditions: you must register it online at [YetiCycles.com](https://www.yeticycles.com) and you must take it to an authorized Yeti Cycles dealer for processing. Warranty does not cover damage due to ordinary wear and tear, neglect or intentional destruction.

CRASH REPLACEMENT

If you happen to have a crash or non-warranty situation, we'll get you back on the trail with a reasonable replacement price. Same conditions as above.

2018



1993



YETICYCLES.COM

621 CORPORATE CIRCLE | GOLDEN, CO 80401
888.576.9384 | 303.278.6909

INFO@YETICYCLES.COM